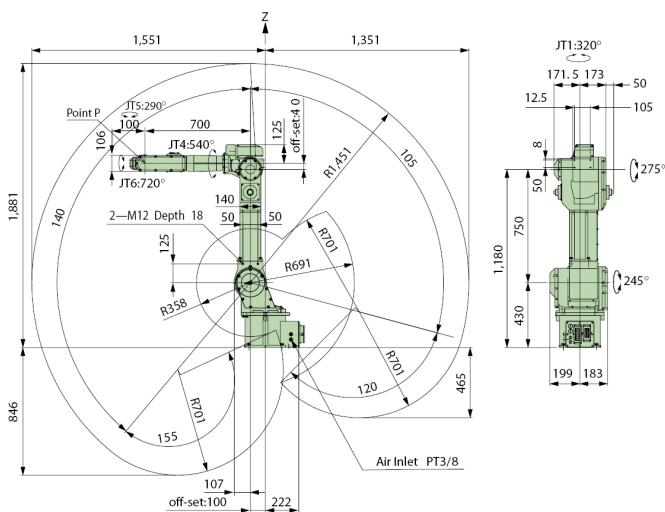

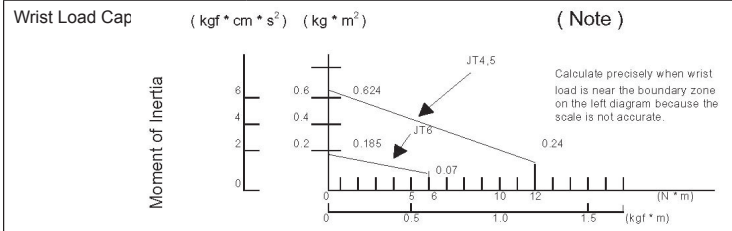


Standard Applications:

- Arc Welding
- Dispensing
- Sealing
- Material Handling
- Machine Tending
- Material Removal
- Assembly
- Inspection



Arm Type	Articulated		
Degrees of Freedom	6 (optionally 7)		
Axes Work Envelope and Maximum Speed	Axis	Work Envelope	Maximum Speed
	Arm Rotation (JT1)	± 160°	200° /s
	Arm Out-In (JT2)	+140° ~ -105°	140° /s
	Arm Up-Down (JT3)	+120° ~ -155°	200° /s
	Wrist Swivel (JT4)	± 270°	360° /s
	Wrist Bend (JT5)	± 145°	360° /s
	Wrist Twist (JT6)	± 360°	600° /s
	Arm Traverse (JT7)	Standard 2000 mm	1200 mm /s
Repeatability	±0.1 mm (at the wrist flange surface)		
Payload	6 kg		
Maximum Linear Speed	9200 mm/s (Maximum Linear Interpolated Speed: 1800 mm/s)		



Driving Motor	Brush-less AC Servomotor	
Mass	170 kg (excluding options)	
Color	Kawasaki Standard	
Installation	Floor and ceiling mount	
Ambient Temperature	0 ~ 45° C for manipulator	
Relative Humidity	35 ~ 85% non-condensing	
Pneumatic Piping	Built-in Pneumatic Piping	
Power/Signal Cable Length	7 m	
Built-in Circuit	Built-in Sensor Harness; 4 circuits, 24 VDC, GND	
IP Rating	Wrist-IP67; Arm-IP65	
Options	Power/Signal Cable Length: 10 m, 15 m	
	Installation	Wall Mount
	Protection	Dust proof
	Built-in Valve	1D/2D/1S/2S/1S1D
	Installation Base	Robot riser 600 mm Robot Riser 300 mm Base Plate
	Mechanical Stopper	JT1, 2, 3 adjustable (22.5 degrees)
	Cover	Zeroing Surface Protective Cover

Consult us about Maintenance Parts and Spare Parts.